






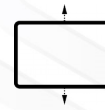
 M5x10 (x8)
 (x4)
 M5 (x4)
 M6x12 (x1)
 M6x12 (x1)
 M5x40 (x4)
 8x40 (x4)



Max load: 22 lbs



Mounting holes: No



Height adjustment:
4.12"

Max. load	22 lbs
Outreach from mounting point (max)	15.6"
Outreach from mounting point (min)	11.6"
Height adjustment (max)	4.12"
Upward tilt angle (max)	30°
Downward tilt angle (max)	30°
Warranty	5 years
Overall dimensions complete	13x10.2x39 cm
Dimensions of the individual package	28x11x7 cm
Overall dimensions of the group pack	47x30x39 cm
Individual package volume	2.15 m3
Gross weight individual	1.1 lbs
Group gross weight	51.48 lbs
Number in group	20 items